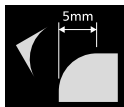
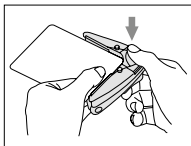


TimeTEX

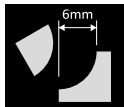
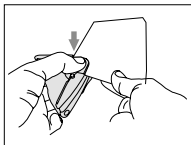
# Round Corner Punch Plus

for laminated film and paper  
Art. 70000 | Art. 70100



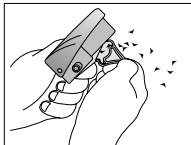
## Round off corners (5 mm radius)

Slide the corner of the film, paper etc. with one hand as far as it will go into the corner punch. Now press this down with your other hand. The punched corner falls into the collection chamber.



## Round corners inwards (6 mm radius)

Just slide the paper etc. into the corner punch from the other side and punch the corner as usual.



To dispose of the punched sections in the collection chamber, open the cover on the back and empty the container. Close it again afterwards.